

A Natural Setting for Learning

Franklin County Public Schools

Franklin County Public Schools

Comprehensive Facility Plan
Presentation to the School Board and
the County Board of Supervisors

January 14 / 15, 2008



Agenda

- Task
- Process
- Product
- Findings
- Recommendations
- Summary



Task

The Franklin County School Board has deemed it appropriate to undertake a Comprehensive Facilities Plan to determine how the district can best utilize its facilities over the next 10 years.



Task

- Mission Statement

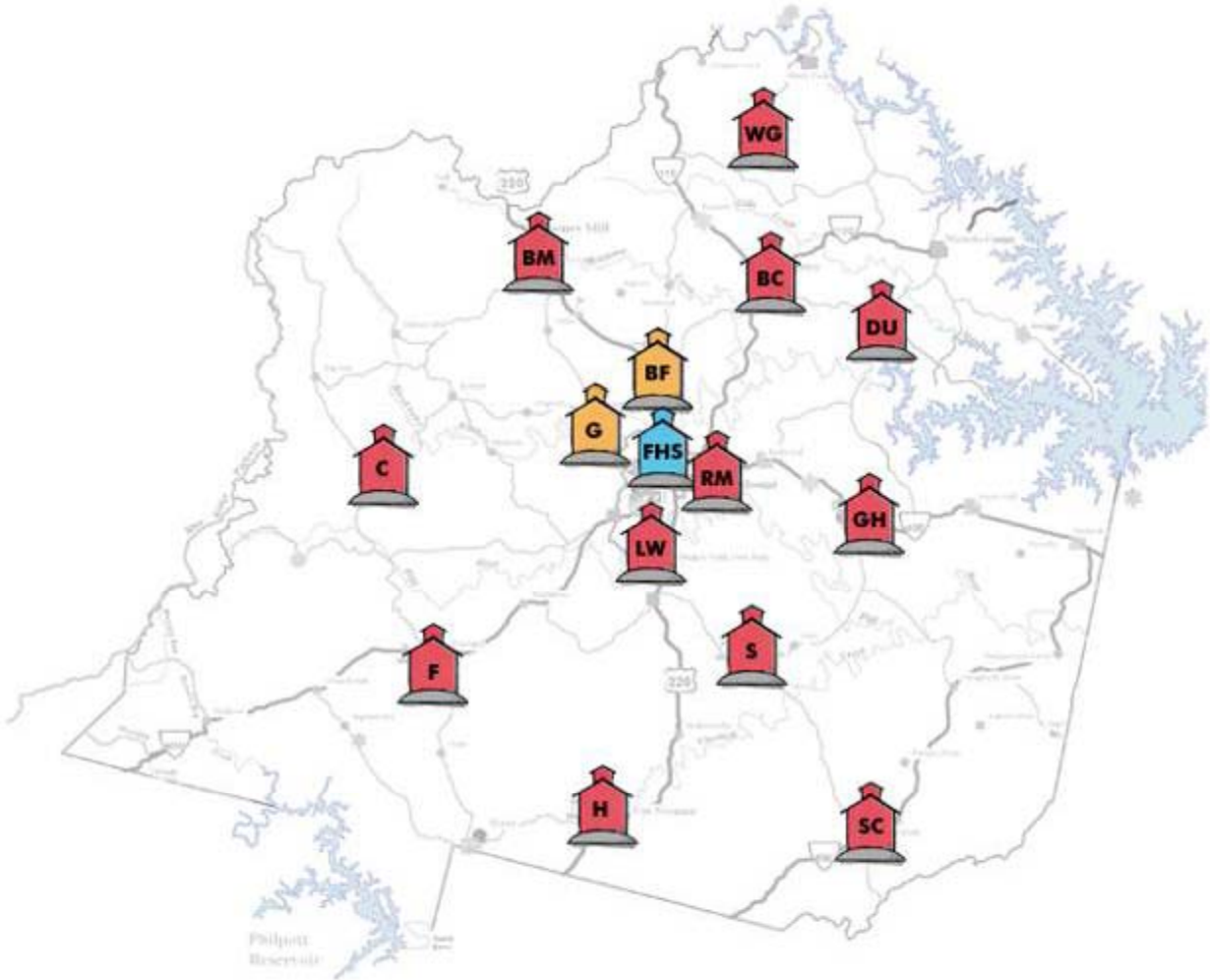
The mission of the Franklin County Public Schools is to prepare students for future education and employment to enable them to participate as responsible family members and citizens of Franklin County and the world community. To accomplish this mission, the school system emphasizes instruction, technology and career choices.



Franklin County Public Schools

A Natural Setting for Learning

Process





Franklin County Public Schools
A Natural Setting for Learning

Product

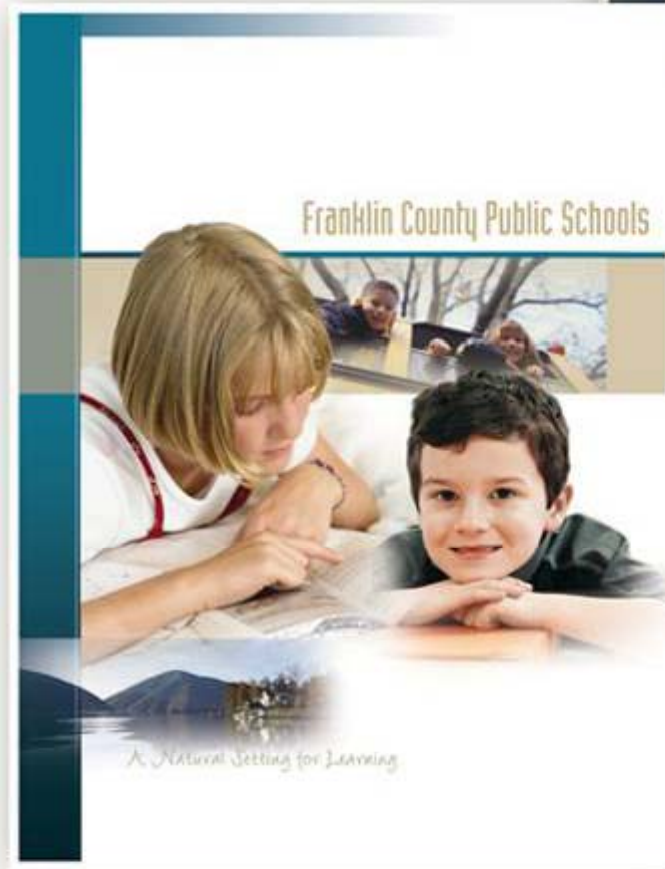


TABLE OF CONTENTS

EXECUTIVE SUMMARY	1
DEMOGRAPHIC	2
FACILITIES ASSESSMENT	26
RECOMMENDATIONS	126
APPENDIX A - ASSESSMENT VERIFICATION METHODOLOGY	134
APPENDIX B - WINDY GAP CAPACITY ANALYSIS	170

WATER FACILITIES PLAN 2014



Findings

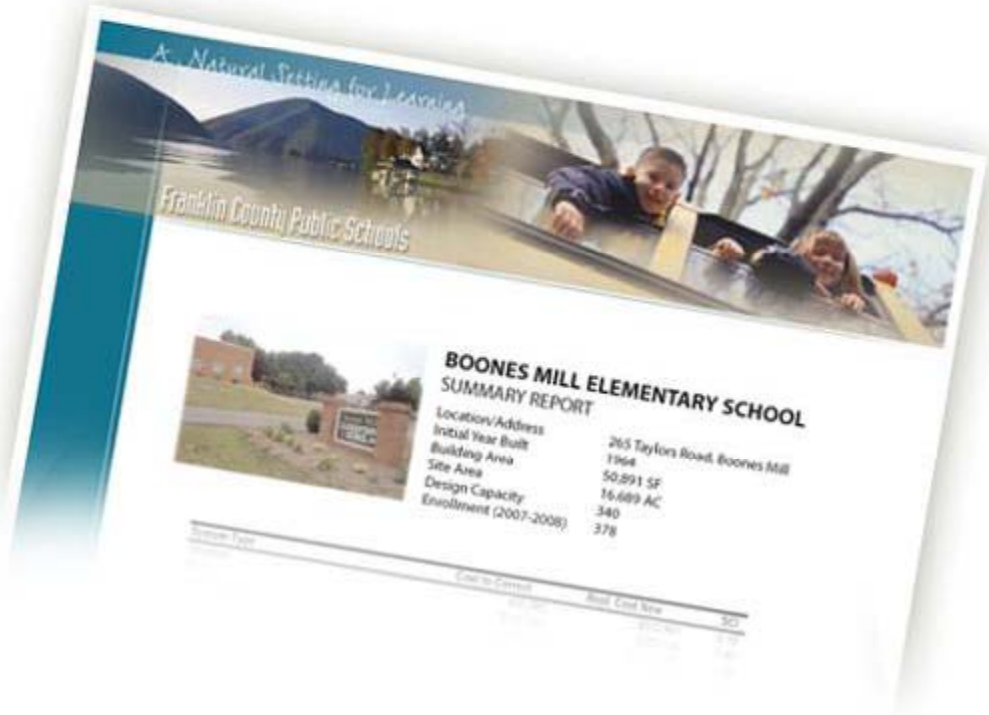
- Facility Survey
- Demographic Analysis
- Facility Plan



Franklin County Public Schools
A Natural Setting for Learning

Findings

- Facility Survey



BOONES MILL ELEMENTARY SCHOOL SUMMARY REPORT

Location/Address	265 Taylors Road, Boones Mill
Initial Year Built	1964
Building Area	50,891 SF
Site Area	16,689 AC
Design Capacity	340
Enrollment (2007-2008)	378

School Type	Enrollment	Staff	Cost/Student
			\$0



Findings

- Demographic Analysis

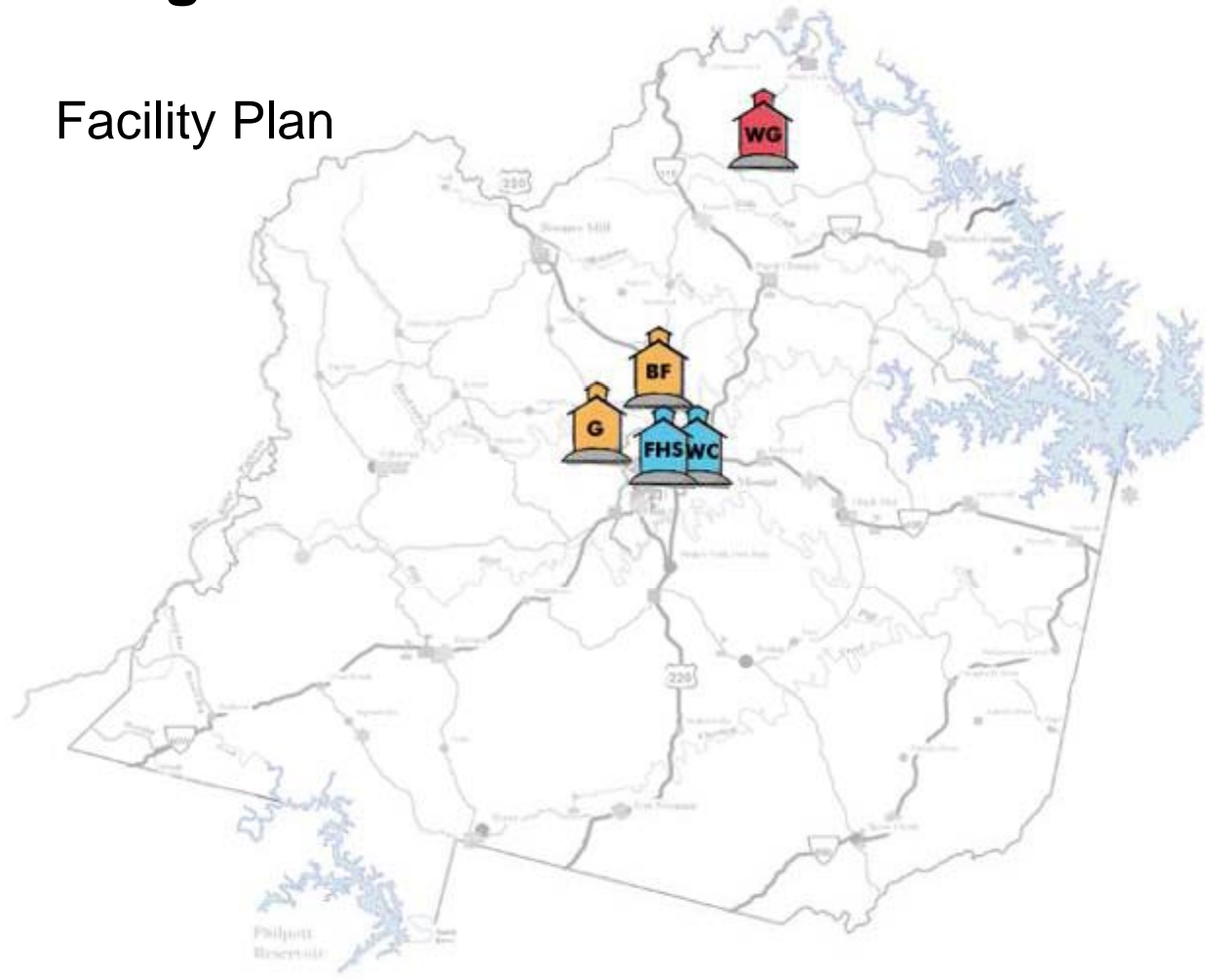
	1995-96	1996-97	1997-98	1998-99	1999-00	2000-01	2001-02	2002-03	2003-04	2004-05	2005-06	2006-07	2007-08
Kindergarten	579	518	555	523	545	514	491	511	514	535	552	609	551
1st	568	623	545	572	550	565	536	503	509	537	555	568	608
2nd	516	560	608	532	587	537	568	550	530	509	539	587	573
3rd	500	517	558	611	527	585	519	568	553	530	518	545	542
4th	516	505	530	562	612	529	587	527	578	565	524	537	531
5th	540	527	523	533	564	607	520	588	541	585	568	538	541
6th	488	540	540	532	546	575	624	565	600	538	583	575	536
7th	539	495	562	568	532	549	585	611	587	522	544	589	582
8th	528	530	504	550	563	528	545	576	632	571	631	552	595
9th	554	601	609	571	580	624	654	691	725	701	744	758	653
10th	512	505	484	542	498	548	491	503	501	504	528	575	631
11th	415	447	416	425	482	429	486	451	440	463	471	486	478
12th	468	424	485	429	437	465	421	475	468	435	471	478	490
Pre-K	0	0	0	0	96	78	79	96	92	164	217	237	217
Ungraded	35	18	25	14	27	16	3	32	0	0	0	0	0
DISTRICT TOTAL	6,750	6,813	6,947	6,962	7,148	7,140	7,099	7,244	7,270	7,347	7,443	7,602	7,529
Change	55	134	15	15	184	-8	-41	145	26	77	98	159	-73
% Change		0.81%	1.97%	0.22%	2.64%	-0.05%	-0.57%	2.04%	0.36%	1.05%	1.31%	2.14%	-0.95%
Totals - Grade Group													
K-5th	3,219	3,253	3,320	3,333	3,385	3,328	3,211	3,245	3,225	3,261	3,254	3,352	3,346
6th	488	540	540	532	546	575	624	565	600	538	583	575	536
7th-8th	1,067	1,025	1,086	1,116	1,098	1,077	1,130	1,187	1,219	1,193	1,175	1,141	1,178
9th-12th	1,949	1,977	1,986	1,987	1,997	2,066	2,052	2,120	2,134	2,193	2,214	2,297	2,252
Change - Grade Group													
K-5th		34	67	13	52	-57	-117	34	-20	35	-7	98	-6
6th		52	0	-8	14	29	48	-59	35	-64	47	-8	-39
7th-8th		-42	41	50	-21	-18	53	57	32	-26	-18	-34	37
9th-12th		28	19	-29	30	69	-14	68	14	59	21	83	-45

	2007-08	2008-09	2009-10	2010-11	2011-12	2012-13	2013-14	2014-15	2015-16	2016-17	2017-18	
Kindergarten	551	564	578	584	589	595	601	606	612	618	623	
1st	608	571	584	588	605	611	617	623	628	634	640	
2nd	573	612	575	588	603	609	615	621	627	633	639	
3rd	542	557	587	562	573	589	595	601	607	613	619	
4th	531	550	585	605	570	581	597	603	609	615	621	
5th	541	537	554	571	612	576	587	604	610	616	622	
6th	536	551	545	562	594	632	592	611	618	625	631	
7th	582	545	561	556	572	604	643	603	622	629	638	
8th	598	582	545	581	555	572	604	643	602	622	629	
9th	653	710	693	649	668	661	681	719	765	717	740	
10th	631	526	572	568	523	538	533	549	580	617	578	
11th	478	558	465	506	484	463	476	472	466	513	546	
12th	490	484	565	472	513	500	469	482	478	492	520	
Pre-K	217	224	224	224	224	224	224	224	224	224	224	
Ungraded	0	0	0	0	0	0	0	0	0	0	0	
DISTRICT TOTAL	7,529	7,571	7,625	7,597	7,696	7,756	7,834	7,960	8,068	8,167	8,268	
ADM Change	-73	42	54	-28	98	60	78	127	108	99	101	
% Change	-0.96%	0.56%	0.71%	-0.36%	1.30%	0.78%	1.01%	1.62%	1.36%	1.23%	1.24%	
Totals - Grade Group												
K-5th	3,346	3,300	3,453	3,509	3,553	3,561	3,611	3,657	3,693	3,729	3,765	
6th	536	551	545	562	594	632	592	611	618	625	631	
7th-8th	1,178	1,127	1,107	1,117	1,128	1,177	1,247	1,246	1,226	1,251	1,265	Change 2007-08 to 2017-18
9th-12th	2,252	2,278	2,295	2,186	2,198	2,163	2,160	2,222	2,309	2,339	2,384	419
Change - Grade Group												
K-5th		44	83	56	43	8	51	46	35	35	36	
6th		15	-8	16	31	38	-40	19	7	7	7	95
7th-8th		-51	-21	10	11	49	71	-2	-21	26	14	87
9th-12th		26	17	-110	12	-35	-3	63	86	30	45	132



Findings

- Facility Plan

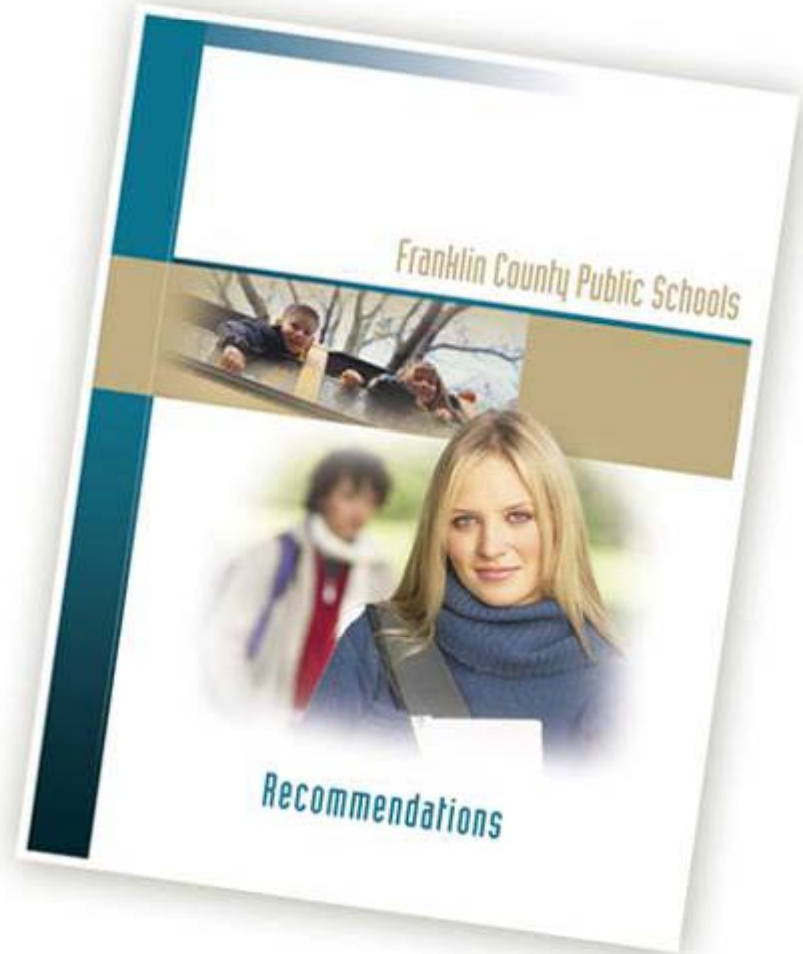




Franklin County Public Schools
A Natural Setting for Learning

Recommendations

- Triggers
- Facilities
- Demographics
- Facility Plan





Recommendations

- Triggers
 - Replace vs. Correct ratio
 - 55% of replacement cost
 - Capacity vs. Enrollment ratio
 - At least two grade levels at 110% capacity
 - and, no grade level less than 90% capacity
- Program Change
 - Implementation schedule



Recommendations

- Facility Condition

BOONES MILL ELEMENTARY SCHOOL
SUMMARY REPORT

Location/Address: 2611 Taylor Road, Boones Mill, VA 22024
 Initial Year Built: 1964
 Building Area: 54,891 SF
 Site Area: 54,891 AC
 Design Capacity: 340
 Enrollment (2007-2008): 178

System Type	Cost to Replace	Asset Life Span	Age
Roof	\$110,000	20-25	38
Exterior Finish	\$40,000	10-15	43
Interior Finish	\$40,000	10-15	43
MEP Components	\$200,000	10-15	43
MECH	\$200,000	10-15	43
Plumbing	\$170,000	10-15	43
Electrical	\$130,000	10-15	43
Other	\$100,000	10-15	43
Total	\$1,250,000		

System Deficiency Summary

System Type	Percentage
Roof	8.8%
Exterior Finish	3.2%
Interior Finish	3.2%
MEP Components	16.0%
MECH	16.0%
Plumbing	13.6%
Electrical	10.4%
Other	8.0%

80
WINTER FACILITIES PLAN 2007



Recommendations

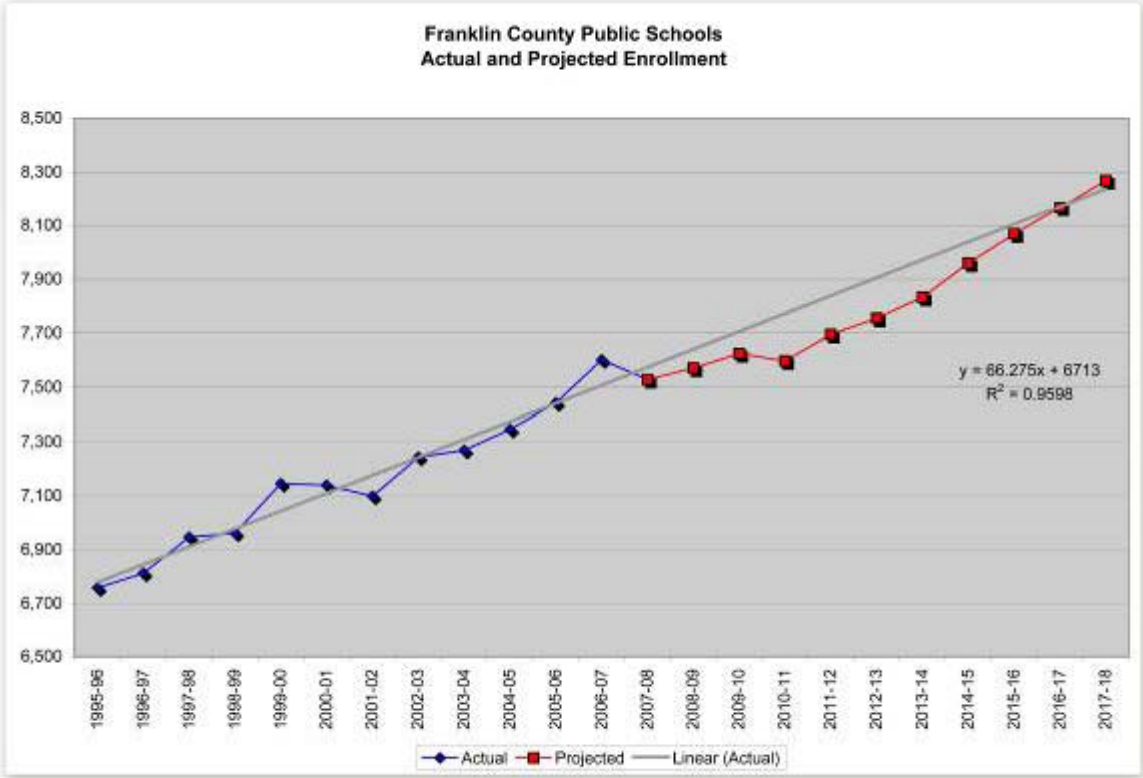
- Facility Capacity





Recommendations

- Demographic Analysis





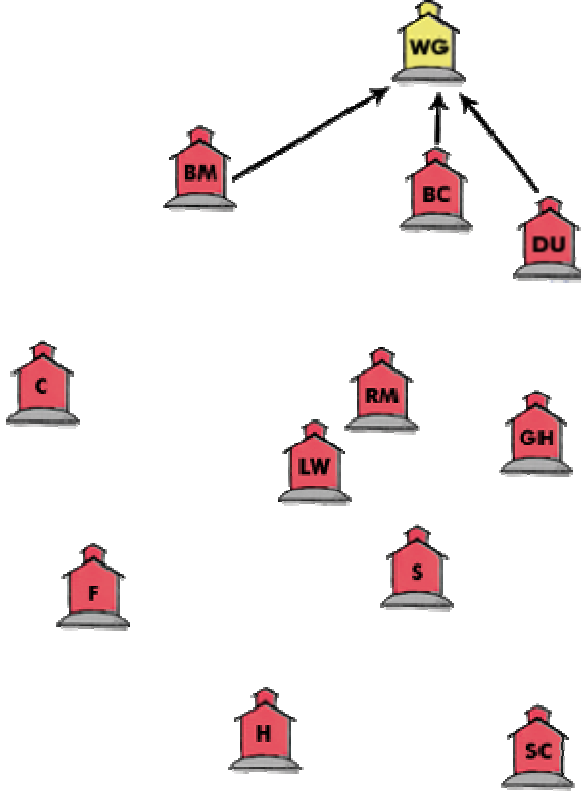
Recommendations - Facility Plan *(Elementary Schools)*

Issue	Recommendation	Implementation
Over Crowding	Adopt program to provide new teaching classrooms when justified by sustained enrollment levels – follow VA Ed guidelines	Construct new space – at targeted schools and/or add another elementary school in the Rocky Mount area and redistrict.
Use of Temporary Learning Cottages (TLC) as permanent solutions	Limit use of TLC allowing them only for temporary surges in enrollment	Continue to use TLC's and Art/Science Rms for classroom space for enrollment surges – not for sustained high levels. Follow trigger - indicators
Loss of Art / Science / Learning Resource Rooms	Re-commit to providing dedicated teaching classrooms for Music/Art and needed Resource Classroom spaces	
Site Safety / Building Security – Improvements are needed at most of the schools	Approve a safety/security program that also accomplishes needed ADA improvements as well	Obtain architectural and engineering services – Approve project(s)
Older building infrastructure is going out of date and Air Conditioning is not provided at most gyms and cafeterias	Provide all students and teachers with Air conditioned spaces	Complete the on-going program to provide AC in all gyms, cafeterias and corridors



Recommendations - Facility Plan (Elementary Schools)

Existing Elementary Schools

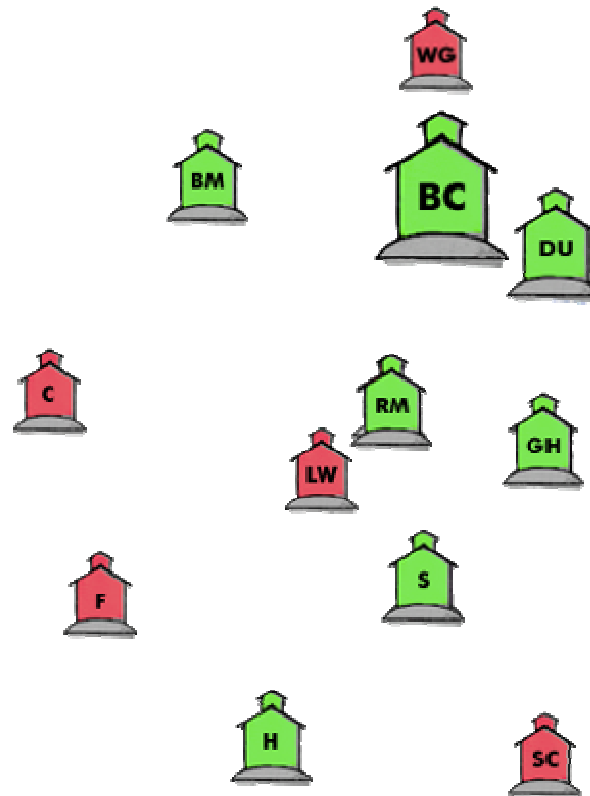


- Elementary School (Red icon)
- Middle School (Orange icon)
- High School (Blue icon)
- New School (Yellow icon)
- (Green icon)



Recommendations - Facility Plan (*Elementary Schools*)

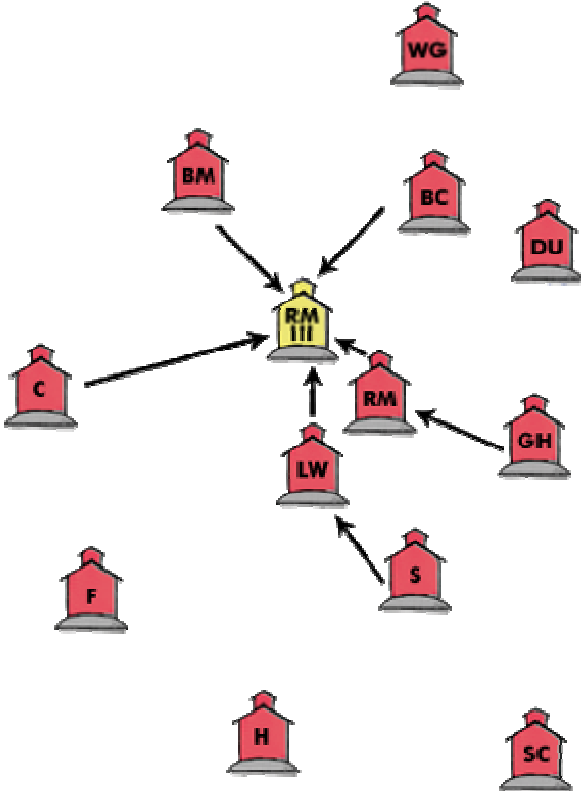
Demographic Activity





Recommendations - Facility Plan (Elementary Schools)

Long Range Recommendations





Recommendations - Facility Plan (Middle Schools)

Issue	Recommendation	Implementation
Over Crowding – Very serious at BFMS - West	Trigger has been met provide new space.	MS – HS Scenario No. 1 or MS – HS Scenario No. 2
Transition shock at grade level changes – disconnect with teachers and administrators	Re-align classes to traditional 6/7/8 school keep same teacher teams and administrators with students for the 3 yrs Look for ways to reduce the number of students per “grade” level at MS	MS – HS Scenario No. 1 or MS – HS Scenario No. 2
Loss of Learning Resource Rooms and over use of special spaces like gymnasium/cafeteria/special needs is seriously under served.	Re-commit to providing appropriate teaching spaces and environments including small group resource rooms.	MS – HS Scenario No. 1 or MS – HS Scenario No. 2
Gereau Center is limited to 8th grade and a few high school classes – has unused potential	Remove the distance issue Gereau Center into HS program	MS – HS Scenario No. 1 or MS – HS Scenario No. 2
Older building infrastructure and out-dated elements	Begin to look at updating worn out components	Integrate renovations into: MS – HS Scenario No. 1 or MS – HS Scenario No. 2



Recommendations - Facility Plan (High Schools)

Issue	Recommendation	Implementation
Density	Add space - teaching spaces to reduce over crowded classes and provide scheduling options.	MS – HS Scenario No. 1 or MS – HS Scenario No. 2
Spaces do not support programs.	Provide spaces that support the programs.	MS – HS Scenario No. 1 or MS – HS Scenario No. 2
Student Support Logistics	Provide a school environment where all students get in and around the school safely and efficiently. Provide a locker to each student.	MS – HS Scenario No. 1 or MS – HS Scenario No. 2
Circulation Safety/Security	Remove the distance-to-class factor and the need to go outside and/or across the street to class Reduce exit and entry opportunities at the buildings	MS – HS Scenario No. 1 or MS – HS Scenario No. 2
Older building infrastructure and out-dated elements	Begin to look at updating worn out components	Integrate renovations into: MS – HS Scenario No. 1 or MS – HS Scenario No. 2

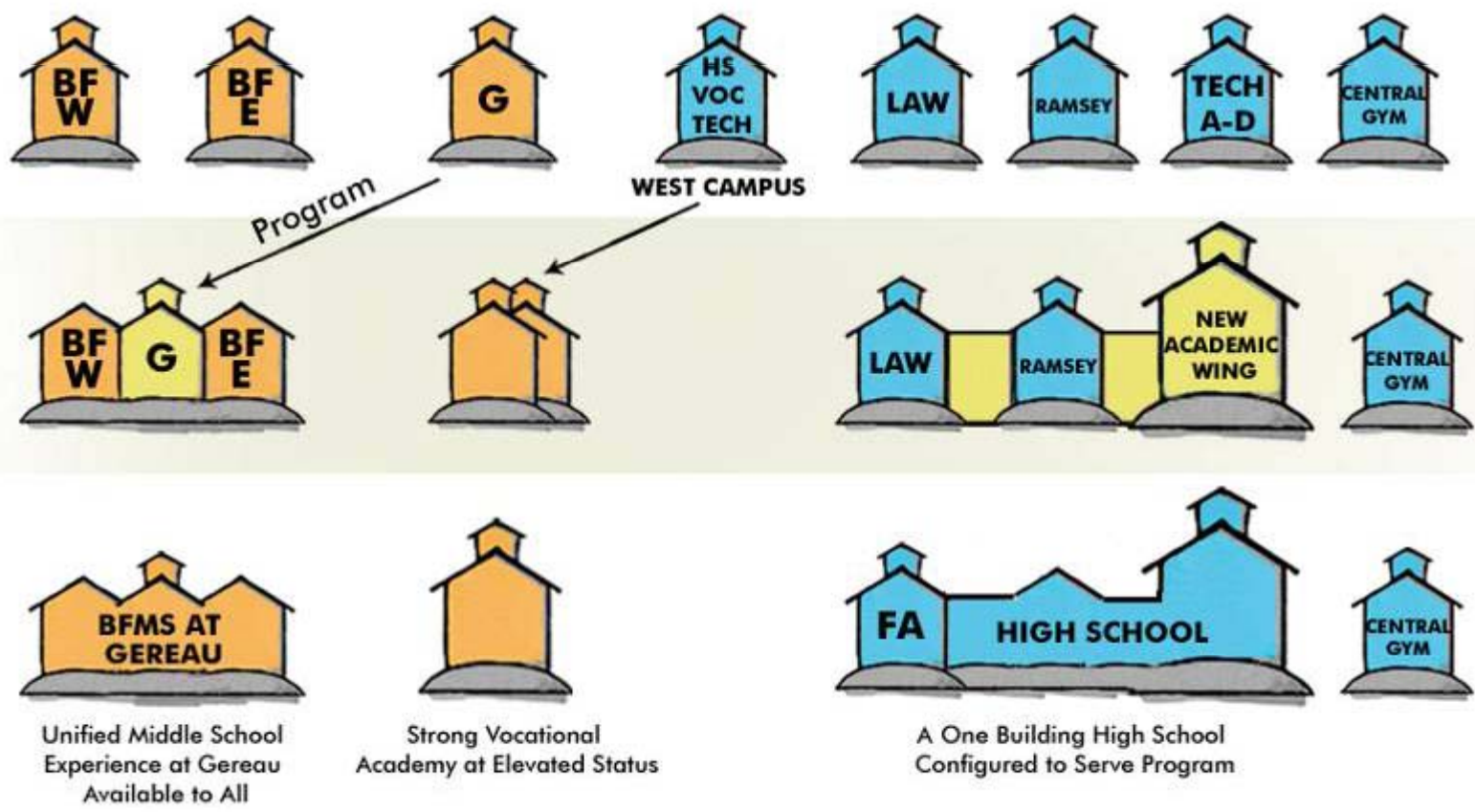


Franklin County Public Schools
A Natural Setting for Learning

Recommendations - Facility Plan (Scenario 1)

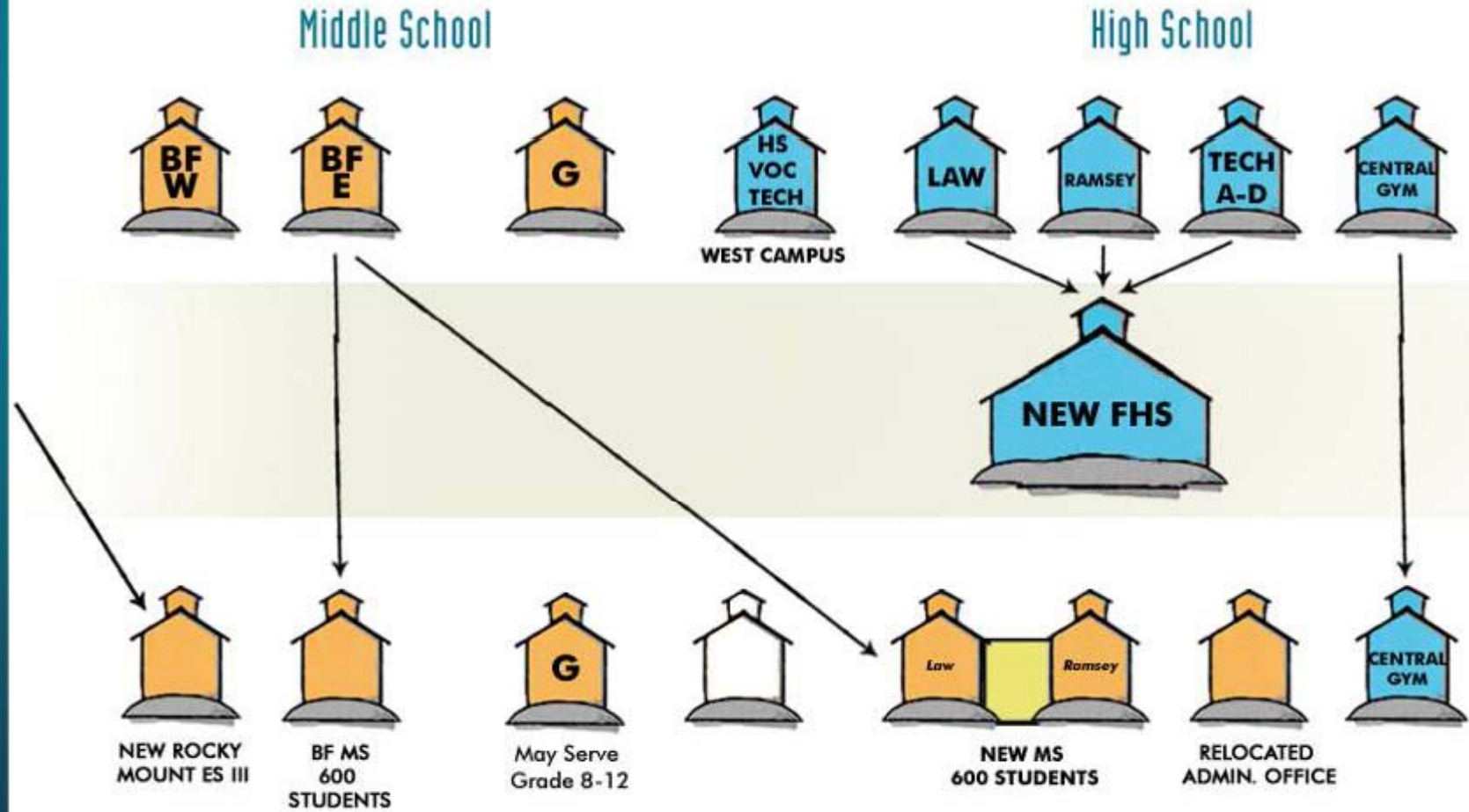
Middle School

High School





Recommendations - Facility Plan (Scenario 2)





Summary

- As cost to maintain the school inventory increases, the cost to replace these facilities becomes inevitable:
 - Temporary classrooms should be replaced
- Even “slow steady” growth will cause overcrowding, capacity triggers must be monitored and followed:
 - Ben Franklin West has exceeded capacity and should be expanded or replaced
 - West Campus no longer has the capacity for the programs and should be replaced
- “... the school system emphasizes instruction, technology and career choices.”
 - The Gereau Center program should be co-located on the Middle School Campus
 - The High School should expand / replace the technology and career focused facilities



Further Considerations

“You are Land Locked”

- To Make this happen, seek to acquire property (hopefully) contiguous to the MS or HS properties

“You are Behind the Curve”

- Make a decision to follow recommendation scenario 1 or 2